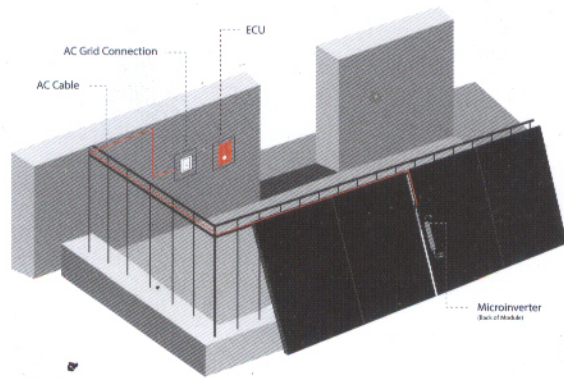
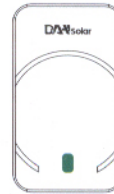


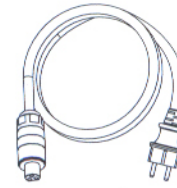
System Configuration



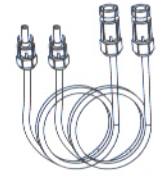
System



ECU



AC Bus



DC Cable
(optional)

Accessories

Configuration list

SYSTEM LAYOUT

DAH-SU6000

Units	1 Units	1 Units
Recommended PV Module Power (STC) Range	420W (PERC)	440W (N-TOPCon)
AC Bus Cable Current-Carrying	16A/1pcs	16A/1pcs

UNIT DATA

Max. Output Power	600VA	600VA
Grid Voltage	220V/230V (180V-270V), L+N+PE	220V/230V (180V-270V), L+N+PE
Output Frequency Range	50/60Hz±5Hz	50/60Hz±5Hz
Max Output Current	3.0A	3.0A
Power Factor (Default/Adjustable)	0.9 Leading...0.9 Lagging	0.9 Leading...0.9 Lagging
Output Current Total Harmonic Distortion	< 3%	< 3%
Peak Efficiency	97.10%	97.10%
CEC Weighted Efficiency	97.00%	97.00%
MPPT Efficiency	> 99.95%	> 99.95%
Night Power Consumption	0W	0W

FEATURES

Operating Ambient Temperature Range	-40°C ~ +65°C	-40°C ~ +65°C
Storage Temperature Range	-40°C ~ +85°C	-40°C ~ +85°C
Protection	IP65	IP65
Cooling	Natural Convection-No Fans	Natural Convection-No Fans
Microinverter Size (H x W x D)	412mm×97mm×42.5mm	412mm×97mm×42.5mm
Microinverter Weight	1.8kg	1.8kg
System Size (H x W x D)	1766×1132×32mm (X2)	1766×1132×32mm (X2)
System Weight	46.8kg	46.8kg
Noise	< 10db	< 10db
Communication	Wifi/PLC	Wifi/PLC
Operational Platform	DAH Smart Cloud Platform	DAH Smart Cloud Platform
System Integration	Integration of System and Module	Integration of System and Module
Warranty	12 years	12 years
Certificates	ABNT NBR 16150,VDE-AR-N 4105: 2018	ABNT NBR 16150,VDE-AR-N 4105: 2018
	IEC/EN 62109-1/-2	IEC/EN 62109-1/-2
	IEC/EN 61000-6-1/-2/-3/-4	IEC/EN 61000-6-1/-2/-3/-4
	IEC/EN 61000-3-2/-3	IEC/EN 61000-3-2/-3
	IEC61215 IEC61730	IEC61215 IEC61730